

What's new in



PolyWorks

Inspector™ 2025

Dimensional Analysis &
Quality Control
Solutions

Enjoy auto-alignment as you start scanning

Quickly pre-align your laser scanner with respect to a CAD model without probing features or matching corresponding points. Simply indicate the scanner's initial position and orientation in the 3D Scene window, then start scanning a piece as you indicated. After a few seconds, PolyWorks|Inspector™ automatically aligns the first scanned points to the CAD model, allowing you to enjoy feature scanning guidance immediately and increase the repeatability of multipiece measurement workflows.

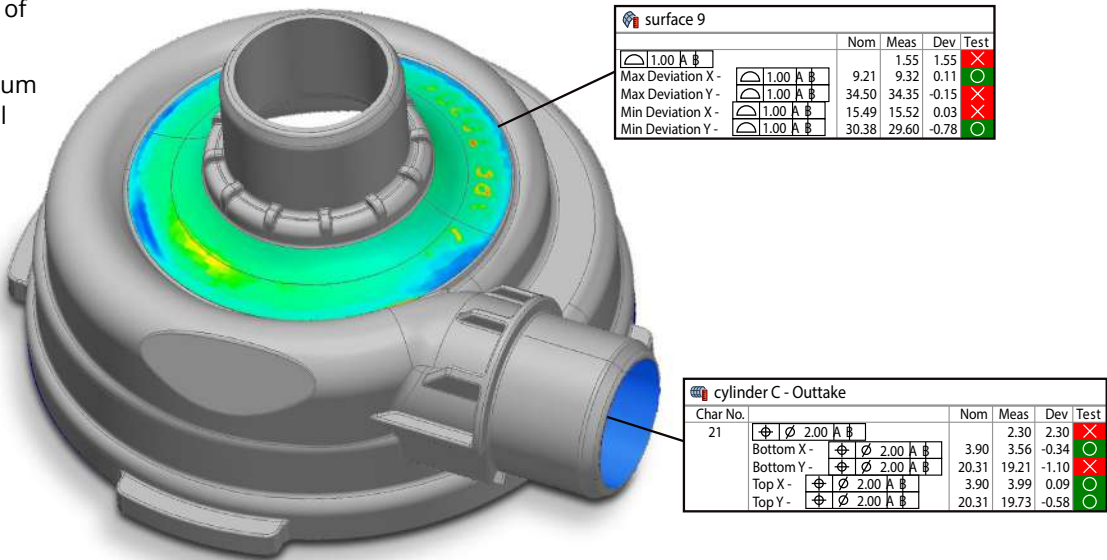


innovmetric

Determine corrective actions quickly using the derived dimensions of GD&T calculations

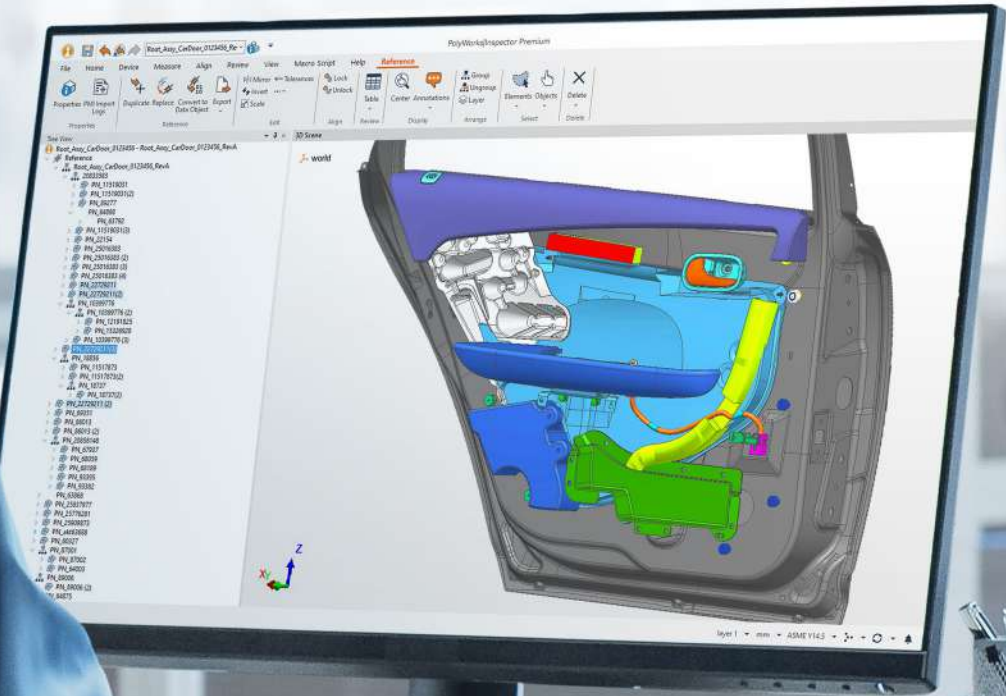
Analyze GD&T-related deviation values and their locations to diagnose and fix manufacturing issues or monitor statistical trends. GD&T Position and Profile supplemental information instantly reports values describing the actual measured deviations, expressed in the datum reference frame alignment, without having to create additional features or align the data. These include:

- ▶ The centerpoint coordinates of measured holes
- ▶ The top, bottom, and maximum deviation coordinates of axial features
- ▶ The most in-material and out-of-material deviations and coordinates of surface profiles




Simplify part selection by leveraging the CAD assembly tree

Import CAD assemblies more rapidly and display their assembly tree to easily select a subassembly or multiple instances of the same part.



Inspect large parts automatically by combining single-point measurement and surface-scanning tools

PolyWorks|Inspector offers new hybrid plug-ins for the Leica Absolute Tracker ATS800 and API Dynamic 9D Ladar measurement devices that allow measuring specific points or scanning areas. You can use these devices either as non-contact probing tools or in scanning mode to view a digital readout, measure features using predefined measurement points, perform a Build/Inspect workflow, probe surface point alignments, or scan freeform and prismatic surfaces. Moreover, you can leverage the hybrid plug-ins within the Sequence Editor to automate multipiece inspection.



Perform tactile scanning on ZEISS CMMs

Use our tactile scanning measurement methods with CMM-OS.

Handle more complex CAD surfaces with our assisted CMM sequencing technology

Our renowned assisted sequencing technology that streamlines the creation of measurement sequences for CNC CMMs is even smarter than before:

- ▶ Supports trimmed cylinders, cones, and spheres
- ▶ Automatically reduces an exaggerated exclusion distance to ensure feature measurability
- ▶ Better handles narrow cones

Enrich your CMM-based laser scanning toolbox

Extend the life of your CNC CMM by retrofitting a laser scanner to it. With PolyWorks|Inspector 2025:

- ▶ Leverage the latest Kreon and LK scanner models, Kreon scanners on Renishaw and LK controllers, Nikon scanners on Renishaw controllers, and ZEISS LineScan scanners (through I++)
- ▶ Save time and prevent mistakes when using a CAD model to define or select a scanner orientation by previewing the laser plane and adjusting its orientation (when possible)
- ▶ Reduce the number of scan paths and speed up sequence creation by reusing a scan path with a different start point

A=45.0 B=-90.0

© 2025 InnovMetric Software Inc. All rights reserved. PolyWorks® is a registered trademark of InnovMetric Software Inc. PolyWorks|Inspector™ is a trademark of InnovMetric Software Inc. All other trademarks are the property of their respective owners.



Corporate Headquarters:

innovmetric

InnovMetric Software Inc.

2014 Cyrille-Duquet, Suite 310, Québec QC G1N 4N6 Canada
Contact us: 1-418-688-2061 | 1-888-688-2061 | info@innovmetric.com
innovmetric.com

DICARLO
SALES - SUPPLIES - REPAIR - RENTALS
1-800-974-6298
www.dicarlotech.com